



U.S. Army Garrison
Yuma Proving Ground
Attn: AMIM-YMP-E
301 C Street
Yuma, AZ 85365-9498

Box Holder / Water Consumer

USAYPG

Yuma, AZ 85365-9498

2023 Water Quality Report Consumer Confidence Report Howard Cantonment Area

For More Information...

This Consumer Confidence Report was prepared by the Environmental Sciences Division, USAG Yuma Proving Ground. For questions, information about drinking water or additional copies of this report please contact Kimberly Rios, Safe Drinking Water Program Manager, at (928) 328-2853, or Mark Schauer of the Yuma Proving Ground Public Affairs Office at (928) 328-6189.



2023 Water Quality Report Consumer Confidence Report

Howard Cantonment Area

Public Water System (AZ04-14403)

Captain Daniel K. Inouye
442nd Regiment
"Go For Broke"

Please Note: This Consumer Confidence Report (CCR) covers only the potable water system servicing the Howard Cantonment Area (HCA) at U.S. Army Garrison (USAG) Yuma Proving Ground (YPG). No other water systems are covered or otherwise referenced in this information.

Your 2023 Water Quality

Page 2

CONSUMER CONFIDENCE REPORT

U.S. Army Garrison Yuma Proving Ground

This report covers the Howard Cantonment Area AZ04-14403.

Issued June 2024

Our Continuing Commitment to You

YPG and its trained, certified water quality professionals are committed to:

- Providing high quality, safe drinking water to its residents and workforce
- Monitoring and testing the water we provide to ensure it is always safe to drink
- Providing opportunities for residents and workforce to ask questions and learn during YPG's Safety Week held each year in February, in resident town hall meetings, and via articles in the YPG Outpost



Inside this report:

Dear Valued Water Consumer	2
Introduction	
Information About Federal Regulations	
Individual Health Concerns	
Substances in Drinking Water	3
FAQ: Frequently Asked Questions	
What We Do At YPG	4
About Lead and Copper	
Facts About Total Coliform Bacteria	
The Source of Your Drinking Water	5
AZ Source Water Assessment Program	
PFAS Information	
Did You Know?	
Covid-19 + Building Water Quality	
Protecting Your Water	
HCA Drinking Water Results	6-7
Definitions	8
Abbreviations/Acronyms	

Dear Valued Water Consumer,

Thank you for taking the time to read this annual water report. We are here to answer any questions or concerns you may have. Certified laboratory results show our water is well below the federal guidelines for allowable constituents in drinking water. *The proof is in the data!*

YPG is proactive in providing safe, quality water to its residents and workforce throughout all three cantonment areas. Although this report's data covers the Howard Cantonment Area (HCA) only, the

general information is relevant to drinking water across the United States.

Our water system provided drinking water that met all regulatory requirements during 2023.

If you have any questions about the quality of your water, please contact Kimberly Rios, Safe Drinking Water Program Manager, at 928-328-2853 or antonia.k.rios.civ@army.mil. We'd be happy to answer any questions you may have. Thank you for taking interest in your drinking water.

Sincerely,

Your Public Works Directorate

Introduction

This is an annual report for the Howard Cantonment Area on the quality of water delivered by YPG. Under the "Consumer Confidence Reporting Rule" of the Safe Drinking Water Act (SDWA), community water systems are required to report this water quality information to the consuming public. Presented in this report is information

on the source of our water, its constituents, and the health risks associated with any contaminants.

HCA is regulated as a community water system because there are residents living within the service area year-round. This type of system requires additional monitoring of certain contaminants which

other systems may not need due to the possibility of sensitive populations consuming the water (i.e. children and elderly).

For more information on water system classifications, please visit <https://www.epa.gov/dwreginfo/information-about-public-water-systems>.

Information About Federal Regulations

In order to ensure that tap water is safe to drink, the U.S. Environmental Protection Agency (EPA) and Arizona Department of Environmental Quality (ADEQ) prescribes regulations that limit the amount of certain contaminants in water provided by public water systems (PWS). The U.S. Food and

Drug Administration (FDA) regulations also establish limits for contaminants in bottled water that provide the same protection for public health.



Individual Health Concerns

Some people may be more vulnerable to contaminants in drinking water than the general population. Immuno-compromised persons such as persons with cancer undergoing chemotherapy, persons who have undergone organ transplants, people

with HIV/AIDS or other immune system disorders, some elderly and infants can be particularly at risk from infections. These people should seek advice about drinking water from their health care providers. EPA and the Center for Disease

Control (CDC) guidelines on appropriate means to lessen the risk of infection by Cryptosporidium and other microbial contaminants are available from the Safe Drinking Water Hotline, 1(800) 426-4791.

Substances in Drinking Water

The sources of drinking water (both tap water and bottled water) include rivers, lakes, streams, ponds, reservoirs, springs, and wells. As water travels over the surface of the land or through the ground, it dissolves naturally occurring minerals and, in some cases, radioactive material, and can pick up substances resulting from the presence of animals or from human activity.

Contaminants that may be present in source water include:

Microbial contaminants, such as viruses and bacteria, which may come from sewage treatment plants, septic systems, agricultural livestock operations, or wildlife.

Inorganic contaminants, such as salts and metals, which can be naturally occurring or result from urban stormwater runoff, industrial or domestic wastewater discharges, oil and gas production, mining, or agricultural activities.

Pesticides and herbicides, which may come from a variety of sources such as agriculture, urban stormwater runoff, or residential uses.

Organic chemical contaminants, including synthetic and volatile organic chemicals, which are by-products of industrial processes and petroleum production, and can come from gas stations, urban stormwater runoff, or septic systems.

Radioactive contaminants, which can be naturally occurring, the result of oil and gas production, or mining activities.



Most constituents of drinking water are naturally occurring throughout the environment.

Primary vs. Secondary Drinking Water Regulations

The EPA sets Current Drinking Water Standards for drinking water. These standards are made up of the National *Primary Drinking Water Regulations* and the National *Secondary Drinking Water Regulations*.

The *Primary Standards* set levels of contaminants that may pose a health risk when present in drinking water supplies and are known or anticipated to occur in public water systems. The Primary Standards contaminants are divided into Inorganic Chemicals, Organic Chemicals, Radionuclides, and Microorganisms.

The *Secondary Standards* are non-enforceable guidelines that establish recommendations for contaminants that may cause cosmetic effects such as skin or tooth discoloration and aesthetic effects such as taste, odor, and color. The EPA recommends Secondary Standards for water treatment systems but does not require systems to comply.



Questions or Concerns?

YPG Resident Town Hall meetings are held quarterly. For a current schedule visit www.desertoasiscommunities.com.

YPG Town Hall meetings are held intermittently during the year. When meetings are scheduled, they are announced via email.

FAQ: Frequently Asked Questions!

♦ What if my water tastes, smells, or looks strange?

While certain things can affect the flavor, odor, and appearance of your tap water, not all of them are necessarily harmful. Chlorine added for safety can sometimes affect taste. Contaminants like sulfur can impact the smell, while iron will cause discoloration and staining. The overall amount of total dissolved solids (TDS) in your tap water will affect the taste, smell, and appearance. While these issues are *not harmful*, they can certainly be a nuisance. The potentially harmful contaminants are monitored regularly and are included in this report.

♦ Is bottled water safer and cleaner than tap water?

More than half of all bottled water comes from tap water that has been lightly treated. Some tap waters may not taste as pleasant as bottled waters; it does not mean the tap water is of poor quality. It may simply be due to chlorination or a higher mineral content. This means you could be wasting your money and creating unnecessary waste by drinking bottled water. Tap water, regulated by the EPA, is tested for contaminants more frequently than bottled water, which is regulated by the FDA.

♦ How can I be sure my water is safe to drink?

The most trustworthy way to find out what's in your water and its safety is to send samples to a state-certified lab and have it tested. You can trust that YPG does this and follows all state, federal, and Army regulations for providing safe drinking water. If public water is ever unsafe to drink, the water system is obligated by law to inform its water users. In this case, no news is good news!

♦ Are there filters that I can use?

Due to the complexity of our installation, tap filters are NOT recommended at YPG. The lack of proper upkeep can create an opportunity for harmful bacteria to grow, creating a problem that wasn't there before. All tap water YPG provides is safe to consume. Please review the data provided if you have concerns. If you choose to install a filter within your home, please follow manufacturer guidelines for replacing filters.

♦ Who regulates the water we drink and where samples are taken?

The EPA, along with ADEQ, and the U.S. Army are in charge of overseeing the water that comes out of your taps within YPG. The EPA prescribes very specific rules that dictate where we sample for contaminants (both within buildings and at the water treatment plant). These rules seek to protect public health and tell us where to sample according to federal regulations. These selected sample locations are tracked and kept on file with ADEQ. If you have questions about sample locations, please contact Kimberly Rios.

♦ Why is the Army not using the June 2022 EPA PFOS/PFOA HA levels?

Because these interim lifetime health advisories (HA) are based on draft analyses that are still undergoing review by EPA's Science Advisory Board, are below detectable limits, and are non-regulatory levels, DoD is instead looking to EPA to propose a regulatory drinking water standard, which is anticipated by the end of 2023. In anticipation of EPA issuing a drinking water regulation, and to account for emerging science that may show potential health effects of PFOS and PFOA at levels lower than 70 parts per trillion, the Department is evaluating its efforts to address PFAS in drinking water and what actions can be taken to be prepared to incorporate a regulatory standard. As this evaluation is ongoing, the Army will continue to provide alternate drinking water based on the 2016 EPA lifetime health advisory level of 70 parts per trillion.

What We Do at YPG

At YPG we monitor our community water system for every federally regulated contaminant. The contaminants listed on pages 6-7 are ones which were detected in your water; there are many additional contaminants that

were monitored for but were not detected in your water and therefore are not listed in this report. Drinking water samples are collected from the treatment plant at the entry point to the distribution system (EPDS) and from water taps in the service area as required by federal regulations. Samples are sent to an Arizona Department of Health Services (ADHS) and EPA accredited laboratory for analysis. Results for the most recent monitoring through the end of 2023 for each contaminant are provided in this CCR.

The state allows us to monitor for some contaminants less than once per year because the concentrations of these contaminants do not change frequently. Some of our data, though representative, is more than one year old.

ADEQ has the authority to enforce federal regulations regarding drinking water. The results are reported to ADEQ and also kept on file by the YPG Environmental Sciences Division.



YPG follows all federal regulations under the Safe Drinking Water Act.



About Lead and Copper

Lead and copper are rarely found in source waters; however, both of these metals can enter drinking water by leaching from household plumbing and fixtures. Water that sits in your pipes for long periods may dissolve tiny amounts of lead and/or copper (parts per billion levels) into household water. The EPA has developed a rule to minimize the levels of these metals in drinking water.

The Lead and Copper Rule was developed to protect public health by establishing an action level of 15 parts per billion (ppb) for lead and 1.3 parts per million (ppm) for copper at the tap.

If present, elevated levels of lead can cause serious health problems, especially

for pregnant women and young children. Lead in drinking water is primarily from materials and components associated with service lines and home plumbing.

YPG is responsible for providing high quality drinking water but cannot control the variety of materials used in plumbing components. While HCA monitoring consistently shows levels well below the Action Level (AL), due to the age of some homes it is reasonable to assume there are outdated plumbing materials throughout the distribution system that could contribute to the levels of lead and/or copper.

If your water has been sitting in your



household plumbing for several hours, you can minimize the potential for lead exposure by flushing your tap for 30 seconds to 2 minutes before using water for drinking or cooking. *If you do so, you may choose to collect the flushed water and reuse it*

for another beneficial purpose, such as watering plants. If you are concerned about lead in your water, you may choose to have your water tested. Information on lead in drinking water, testing methods, and steps you can take to minimize exposure is available from the Safe Drinking Water Hotline at 1(800) 426-4791 or at www.epa.gov/safewater/lead.

Facts About Total Coliform Bacteria

Coliform bacteria are naturally present in the environment and are generally not harmful. Coliform bacteria may occur in soil, vegetation, animal waste, sewage, and surface waters.

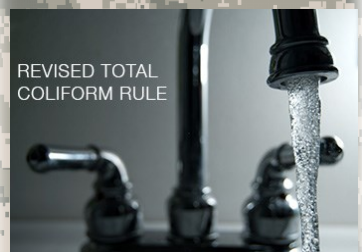
YPG Howard Cantonment Area routinely tests for the presence of coliform bacteria as an indicator of the sanitary quality of drinking water.

HCA analyzed 48 coliform samples in 2023, zero of which were positive for total coliform bacteria. The maximum allowed by EPA for

coliforms is one positive in any month.

A positive coliform test result does not necessarily mean a maximum contaminant level (MCL) has been exceeded, or that there is a problem in the water system.

More information and general guidelines on ways to lessen the risk of infection by microbes are available from the EPA's Safe Drinking Water Hotline at 1(800) 426-4791 or at <https://www.epa.gov/ground-water-and-drinking-water>.



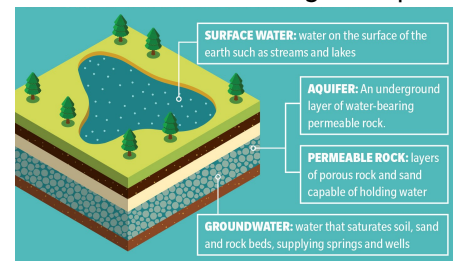
The 'Revised Total Coliform Rule' went into effect during 2016 to help protect public health.



For more information on protecting your source water, please visit <https://www.epa.gov/sourcewaterprotection>

The Source of Your Drinking Water

Our water supply for HCA is derived from groundwater pumped from the Coarse Gravel Aquifer, which lies in the ancient streambed of the Colorado River. The water is pumped from two wells that range in depth from 140 feet to 145 feet. Although the minimum depth to groundwater is approximately 29 feet, our tap water is drawn from between 105 feet to 130 feet below the ground surface. The pumped water is then treated through an electrodialysis reversal (EDR) unit to provide quality drinking water. Additionally, our water is chlorinated (treatment technique) to help prevent the growth of disease causing organisms, such as viruses and bacteria.



Arizona Source Water Assessment Program

The Source Water Assessment Program (SWAP) is an evaluation of water sources that provide recreational and drinking water to PWSs. This evaluation is used to determine the degree to which a PWS is protected, or at risk from contamination. The assessment examines the possible migration of contaminants from use of land bordering the

watershed. It is unlikely, at this time, the source our aquifer draws from is susceptible to contamination from adjacent land uses. More information on Arizona's Source Water Protection Program is available at <https://azdeq.gov/node/735>.



Information on Detected Contaminants


Many people are concerned about drinking water issues identified by the news media. Elements such as arsenic and mercury, pesticides such as Aldrin and DDT, and bacteria such as E. coli have increased public concerns about the safety of the water they drink.

Our water system provided drinking water that met all regulatory requirements during 2023.

Per- and Polyfluoroalkyl Substances (PFAS)

PFAS are man-made chemicals added to many industrial and consumer products to improve their performance because these chemicals increase resistance to heat, stains, water, and grease. Commercial and consumer use of PFAS started in the 1950s. PFAS are used to prevent food from sticking to cookware, making sofas and carpets resistant to stains, and making clothes and mattresses more waterproof. PFAS are also found in food packaging and firefighting materials.

PFAS can become a contaminant if found in public water systems, drinking water wells, soil, surface and groundwater and outdoor air near industrial sources or areas with frequent PFAS use, and other areas in the environment. In 2016, the U.S. EPA issued a lifetime Health Advisory (HA) for the PFAS chemicals, PFOS (perfluorooctane sulfonate) and PFOA (perfluorooctanoic acid), in drinking water of 70 parts per trillion (ppt). For context, one (1) ppt is equivalent to one (1) drop of water in 20 Olympic-sized swimming pools.



The U.S. Army has required YPG to sample drinking water for PFAS since 2016. The results are provided to you on Page 7. If you have any questions, please contact **Kimberly Rios**, (928) 328-2853, antonia.k.rios.civ@army.mil. For more information, please visit <https://www.epa.gov/pfas>.

Did You Know? COVID-19 + Building Water Quality

COVID-19 has disrupted normal use of many buildings on Army installations due to increased teleworking and low building usage.

Lack of use can cause water quality issues:

- Color, odor and taste changes
- Higher than normal levels of lead and/or copper
- Excessive concentrations of bacteria
- Low levels of disinfectant

How Can You Help?

- Flush each point or source for 3-5 minutes
- Flush both hot and cold water at faucets and showers
- Flush breakrooms, kitchens and restrooms
- Flush showers for 3-5 minutes after the water is hot
- For any location with observed discolored or odoriferous water:
 - Flush for an additional 5 minutes or until the water is clear and without odor
 - If the water does not run clear without odor after 10 minutes of flushing, submit a water quality complaint using the installation water complaint procedure

If you have questions/concerns regarding this, please contact **Kimberly Rios**, Safe Drinking Water Program Manager at (928) 328-2853 or antonia.k.rios.civ@army.mil

Protecting Your Water

Protecting the sources of drinking water helps protect our health.

It's everyone's responsibility; here are a few ways you can help:

- ♦ Eliminate excess use of lawn and garden fertilizers and pesticides—they contain hazardous chemicals that can reach your drinking water source
- ♦ Pick up after your pets
- ♦ Dispose of chemicals properly; take used motor oil to a recycling center



2023 Howard Cantonment Area Drinking Water Results

Page 6

Parameter	Units	Highest Level Allowed (EPA's MCL)	Ideal Goal (EPA's MCLG)	HCA Highest Result	Range/ Average	Exceeded Standard	Sample Date	Monitoring Frequency	Major Sources in Drinking Water	Health Effects
PRIMARY STANDARDS - Mandatory Health-Related Standards The National Primary Drinking Water Regulations (NPDWR) are legally enforceable primary standards and treatment techniques that apply to public water systems. Primary standards and treatment techniques protect public health by limiting the levels of contaminants in drinking water.										
Disinfection Residuals and Disinfection By-Products - Tested at customer taps.										
Total Chlorine Residuals	ppm (mg/L)	MRDL = 4.0	MRDLG = 4.0	0.75	0.27 - 0.75 Average: 0.57	No	Monthly	Monthly	Water additive used to control microbes	Some people who use water containing chlorine well in excess of the MRDL could experience irritating effects to their eyes and nose. Some people who drink water containing chlorine well in excess of the MRDL could experience stomach discomfort.
Total Trihalomethanes (TTHM)	ppb	80	N/A	5.3	4.0 - 5.3	No	July 2023	Annually	By-product of drinking water disinfection	Some people who drink water containing trihalomethanes in excess of the MCL over many years may experience problems with their liver, kidneys, or central nervous systems, and may have an increased risk of getting cancer.
Metals, As a By-Product of Corrosion of Consumer's Plumbing - Tested at customer taps.										
Lead	ppb	AL = 15	0	Highest Level Detected: 1.3 90 th Percentile: 1.2	ND - 1.3	No	September 2021	Once every 3 years	Corrosion of household plumbing systems; Erosion of natural deposits	Infants and children who drink water containing lead in excess of the action level could experience delays in their physical or mental development. Children could show slight deficits in attention span and learning abilities. Adults who drink this water over many years could develop kidney problems or high blood pressure.
Copper	ppm	AL = 1.3	1.3	Highest Level Detected: 0.35 90 th Percentile: 0.28	0.12 - 0.35	No	September 2021	Once every 3 years	Corrosion of household plumbing systems; Erosion of natural deposits	Copper is an essential nutrient, but some people who drink water containing copper in excess of the action level over a relatively short amount of time could experience gastrointestinal distress. Some people who drink water containing copper in excess of the action level over many years could suffer liver or kidney damage. People with Wilson's disease should consult their personal doctor.
Inorganic Chemicals - Tested after treatment.										
Arsenic ¹	ppb	10	0	1.2	Single Sample	No	January 2023	Once every 9 years	Erosion of natural deposits, runoff from orchards, runoff from glass and electronics production wastes	Some people who drink water containing arsenic in excess of the MCL over many years could experience skin damage or problems with their circulatory system, and may have an increased risk of getting cancer.
Fluoride	ppm	4.0	4.0	0.51	Single Sample	No	March 2020	Once every 9 years	Erosion of natural deposits; Water additive which promotes strong teeth; Discharge from fertilizer and aluminum factories	Some people who drink water containing fluoride in excess of the MCL over many years could get bone disease, including pain and tenderness of the bones. Fluoride in drinking water at half the MCL or more may cause mottling of children's teeth, usually in children less than nine years old. Mottling, also known as dental fluorosis, may include brown staining and/or pitting of the teeth, and occurs only in developing teeth before they erupt from the gums.
Nitrate ²	ppm	10	10	0.063	Single Sample	No	March 2023	Once every 3 years	Runoff from fertilizer use; leaching from septic tanks, sewage; erosion of natural deposits	Infants below the age of six months who drink water containing nitrate in excess of the MCL could become seriously ill and, if untreated, may die. Symptoms include shortness of breath and blue-baby syndrome.
Radionuclides - Tested after treatment.										
Uranium	ug/L	30	0	2.3±0.7	Single Sample	No	March 2023	Once every 3 years	Erosion of natural deposits	Increased risk of cancer, kidney toxicity.

¹Arsenic is a mineral known to cause cancer in humans at high concentration and is linked to other health effects, such as skin damage and circulatory problems. If arsenic is less than or equal to the MCL, your drinking water meets EPA's standards. EPA's standard balances the current understanding of arsenic's possible health effects against the costs of removing arsenic from drinking water, and continues to research the health effects of low levels of arsenic.

²Nitrate in drinking water at levels above 10 ppm is a health risk for infants of less than six months of age. High nitrate levels in drinking water can cause "blue baby syndrome." Nitrate levels may rise quickly for short periods of time because of rainfall or agricultural activity. If you are caring for an infant, and detected nitrate levels are above 5 ppm, you should ask advice from your health care provider.



2023 Howard Cantonment Area Drinking Water Results

Page 7

Parameter	Units	Highest Level Allowed (EPA's MCL)	Ideal Goal (EPA's MCLG)	HCA Highest Result	Range/Average	Exceeded Standard	Sample Date	Monitoring Frequency	Major Sources in Drinking Water	Health Effects
-----------	-------	-----------------------------------	-------------------------	--------------------	---------------	-------------------	-------------	----------------------	---------------------------------	----------------

****PRIMARY STANDARDS - Mandatory Health-Related Standards**

The following contaminants are Primary Standards which YPG monitored for, however were NOT detected in your water. Reporting non-detected contaminants is not required, but YPG is reporting for your knowledge and awareness.

Microbiological - Tested at customer taps.

Total Coliform Bacteria	# positive coliforms	One positive coliform sample per month	0	0	0	No	Monthly	Monthly	Naturally present in the environment	Coliforms are bacteria that indicate that other, potentially harmful bacteria may be present.
Fecal Coliform Bacteria (E. coli)	# positive E. coli	0	0	N/A, All monitoring results during 2023 were ABSENT for Total Coliform; analysis for Fecal Coliform was not required.				Monthly, if required	Human and animal fecal waste	Fecal coliforms and E. coli are bacteria whose presence indicates that the water may be contaminated with human or animal wastes. Microbes in these wastes can cause short-term effects, such as diarrhea, cramps, nausea, headaches, or other symptoms. They may pose a special health risk for infants, young children, some of the elderly, and people with severely compromised immune systems.

Parameter	Units	Secondary Standard (EPA's Recommended Highest Level)	HCA Highest Level	Range/Average	Exceeded Secondary Standard	Sample Date	Monitoring Frequency	Major Sources in Drinking Water	Noticeable Effects Above the Secondary MCL
-----------	-------	--	-------------------	---------------	-----------------------------	-------------	----------------------	---------------------------------	--

SECONDARY STANDARDS - Aesthetic Standards

National Secondary Drinking Water Regulations are non-enforceable guidelines regarding contaminants that may cause cosmetic effects (such as skin or tooth discoloration) or aesthetic effects (such as taste, odor, or color) in drinking water. EPA recommends secondary standards to water systems but does not require systems to comply. However, some states may choose to adopt them as enforceable standards.

pH	NA	6.5-8.5	7.74	7.19 - 7.74 Average: 7.45	No	Monthly	Monthly in conjunction with Total Coliform	The pH level of your drinking water reflects how acidic it is. pH stands for "potential of hydrogen," referring to the amount of hydrogen found in a substance (in this case, water). pH is measured on a scale that runs from 0 to 14. Seven is neutral, meaning there is a balance between acid and alkalinity.	Low pH: bitter metallic taste; corrosion. High pH: slippery feel; soda taste; deposits.
Total Dissolved Solids (TDS)	mg/L	500	297	200 - 297 Average: 225	No	Intermittent throughout each month	Averaged monthly	TDS represents the total concentration of dissolved substances in water. TDS is made up of inorganic salts, as well as a small amount of organic matter. Common inorganic salts that can be found in water include calcium, magnesium, potassium and sodium, which are all cations, and carbonates, nitrates, bicarbonates, chlorides and sulfates, which are all anions. Cations are positively charged ions and anions are negatively charged ions.	Hardness; deposits; colored water; staining; salty taste.
Unregulated Contaminants									
Sodium	ppm	N/A	44	Single Sample	N/A	March 2023	Once every 3 years	Sodium is the sixth most abundant element on Earth and is widely distributed in soils, plants, water, and foods. Most of the world has significant deposits of sodium-containing minerals. Groundwater typically contains higher concentrations of minerals and salts than do surface waters.	Sodium is not currently a regulated substance in drinking water; however, it is of interest to some people due to individual health concerns.

Parameter	Units	EPA's Recommended Highest Level	HCA Highest Level	Range/Average	Exceeded Recommended Level	Sample Date	Monitoring Frequency	Major Sources in Drinking Water	Noticeable Effects Above the Recommended Level
-----------	-------	---------------------------------	-------------------	---------------	----------------------------	-------------	----------------------	---------------------------------	--

Unregulated Contaminants

Per- and Polyfluoroalkyl Substances (PFAS)	ppt	70 (Lifetime Health Advisory; for PFOA/ PFOS only)	1.8	ND—1.8	No	November 2023	Once every 2 years	There are a variety of ways that people can be exposed to these chemicals and at different levels of exposure. Drinking water can be a source of exposure in communities where these chemicals have contaminated water supplies. Such contamination is typically localized, for example, an industrial facility where PFAS were produced or used, or an oil refinery, airfield or other location at which PFAS were used for firefighting.	Scientists are still learning about the potential health effects from PFAS exposure. Some studies have shown that certain PFAS may increase the risk of cancer, affect the immune system and impact children's development.
--	-----	--	-----	--------	----	---------------	--------------------	--	---



Definitions

90th Percentile The value in a data set in which 90 percent of the set is less than or equal to this value.

Action Level (AL) The level of lead or copper which, if exceeded in over 10% of the homes tested, triggers treatment or other requirements that a water system must follow.

Electrodialysis Reversal (EDR) An electrodialysis reversal water desalination membrane process that has been commercially used since the early 1960s. An electric current migrates dissolved salt ions, including fluorides, nitrates and sulfates, through an electrodialysis stack consisting of alternating layers of cationic and anionic ion exchange membranes. Periodically, the direction of ion flow is reversed by reversing the polarity of the applied electric current.

Maximum Contaminant Level (MCL) The highest level of a contaminant that is allowed in drinking water. Primary MCLs are set as close to the Maximum Contaminant Level Goals (MCLGs) as is economically and technologically feasible. Secondary MCLs are set to protect the odor, taste, and appearance of drinking water.

Maximum Contaminant Level Goal (MCLG) The level of contaminant in drinking water below which there is no known or expected risk to health. MCLGs allow a margin of safety.

Maximum Residual Disinfectant Level (MRDL) The highest level of a disinfectant allowed in drinking water. There is convincing evidence that the addition of a disinfectant is necessary for control of microbial contaminants.

Maximum Residual Disinfectant Level Goal (MRDLG) The level of a disinfectant added for water treatment below which there is no known or expected risk to health. MRDLGs do not reflect the benefits of the use of disinfectants to control microbial contaminants.

Treatment Technique (TT) A required process intended to reduce the level of a contaminant in drinking water.



WWW.

Would you like an electronic copy of this report?

Please visit

https://ypg-environmental.com/files/HCA_2023_CCR.pdf

Abbreviations/Acronyms

<	Indicates the contaminant was not detected or was less than the laboratory reporting limit	standards are established
ADEQ	Arizona Department of Environmental Quality	ND None Detected: sample was taken and chemical was not detected
ADHS	Arizona Department of Health Services	NPDWR National Primary Drinking Water Regulation
AL	Action Level	pCi/L picocuries per Liter; a measure of radioactivity in water
CCR	Consumer Confidence Report; annual water quality report	PFAS Per- and Polyfluoroalkyl Substances
CDC	Center for Disease Control	PFOA Perfluorooctanoic acid
EDR	Electrodialysis reversal	PFOS Perfluorooctane sulfonate
EPA	United States Environmental Protection Agency	ppb Parts per billion
EPDS	Entry point to the distribution system	ppm Parts per million
FDA	U.S. Food and Drug Administration	ppt Parts per trillion
HA	Health advisory	PWS Public water system
HCA	Howard Cantonment Area	SDWA Safe Drinking Water Act; federal law that sets forth drinking water regulations
MCL	Maximum Contaminant Level	SWAP Source Water Assessment Program
MRDL	Maximum Residual Disinfectant Level	TDS Total dissolved solids
MRDLG	Maximum Residual Disinfectant Level Goal	USAG United States Army Garrison
N/A	Not Applicable: no State or Federal	YPG Yuma Proving Ground



For more information on anything relating to YPG drinking water, please contact Kimberly Rios, Safe Drinking Water Program Manager.

(928) 328-2853
antonio.k.rios.civ@army.mil

ONE PART PER MILLION (PPM) IS LIKE...

- 1 second in 11.6 days
- 1 teaspoon in 1,302 gallons
- 1 drop in 13.6 gallons
- 1 milligram per liter (mg/L)

ONE PART PER BILLION (PPB) IS LIKE...

- 1 second in 31.7 years
- 1 teaspoon in 1.3 million gallons
- 1 drop in 13,563 gallons
- 1 microgram per liter (µg/L)

ONE PART PER TRILLION (PPT) IS LIKE...

- 1 second in 31,710 years
- 1 teaspoon in 1.3 billion gallons
- 1 drop in 13,563,368 gallons
- 1 nanogram per liter (ng/L)